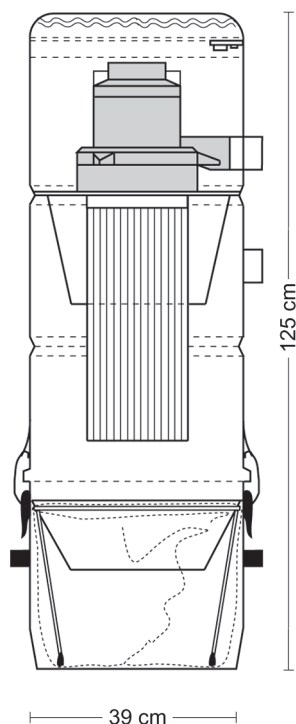







NEW

Muffler
code ER270

Spare parts

Motor
code ER722Carbon brushes
code ER685Cartridge filter
in polyester
code ER621Disposable plastic bag
code ER628Printed circuit board
code ER901

code SIRIUS 8000

Central vacuum cleaner in painted sheet steel and varnished with epoxy powder, removable dirt canister, built-in 12 Volt inlets control, double cyclone, silenced motor compartment, fuse, cartridge filter in polyester, connections for linkage to piping network, external silencer, fixing bracket for wall mounting, bag stretcher with 2 disposal plastic bags, CE certification.

Approximate application

Surface	m ² 200-500	sq. foot 2,150-5,380
or length of tubing	m 110 ca	yard 120
Maximum no. of inlet sockets	no.	10-15

Technical data

Motor power	Kw	1,9
Turbine stages	no.	2
Voltage requirement	V	230
EC Safety degree		IP44
Suction power max	mbar 341	H ₂ O lift 138"
Airflow max	m ³ /h 245	CFM 144
Air watts @ Ø32mm	W	696
Cyclonical separator	no.	2
Filter surface	cm ² 19.600	sq. inch 3,037
Fabric of framework		Metal
Dust receptacle capacity	l 45	gallons 12
Dimensions	cm 125x39Ø	inch 49,2"x15,4"Ø
Sound level	dB	60
Weight with packaging/net	kg 37,5/29,7	pound 83/65